


OWL-BERT WELCOMES YOU TO...

THE ATLP CHILDREN'S UNIVERSITY

The Children's University Trust provides young people of all backgrounds, with ideas and access to an exciting and innovative range of learning activities and experiences outside normal school hours - and celebrates children learning beyond the classroom.



THIS BOOKLET AIMS TO WELCOME YOU TO THE CHILDREN'S UNIVERSITY (CU) PROGRAMME.
WITHIN IT YOU WILL FIND:

- PAGE 1 AN OVERVIEW OF HOW TO GET STARTED ON YOUR CU JOURNEY
- PAGE 2 THE LEVELS OF ACHIEVEMENT AVAILABLE THROUGH GAINING HOURS WITH CU
- PAGE 3 A WELCOME FROM - AND INTRODUCTION TO - OWL-BERT, THE ATLP CU MASCOT
- PAGE 4 MORE ABOUT WHAT OWL-BERT HAS BEEN UP TO OVER THE SUMMER HOLIDAYS
- PAGE 5 AN EXAMPLE OF A COMPLETED REFLECTION SHEET
- PAGE 6 A BLANK REFLECTION SHEET
- PAGE 7 SETTING UP YOUR CU ACCOUNT AND HOW TO RECORD YOUR HOURS

GETTING STARTED ON YOUR CU JOURNEY

This term, you will receive an individual login to your 'Passport to Learning', which is accessed on a digital platform, and is used to record your hours of learning. Ask a parent or guardian to help you set up your 'Passport to Learning' - using the instructions on the back page of this booklet. Once set up, you can start recording your own hours and activities as you complete them from there.

You can collect hours through a mixture of in-school activities, extra-curricular opportunities and Public Learning Destinations, for example: visiting a local National Trust site with family and friends. You can use the CU display board or speak to the CU lead in your school for activity ideas, and our very own CU ATLP newsletter will also provide opportunities to gain more hours, and will be circulated once every half term.

Public Learning Destination Postcards

If you go to a club or learning provider outside of school that is not a registered Public Learning Destination, you should take them one of our postcards! Using the information on the postcard, they can register to become an official Children's University Public Learning Destination - at which point you - and other children - can collect hours and claim the relevant stamp from this provider.



For all activities you complete towards your CU journey, make sure you record and share evidence (a photo or reflection) of your learning with the CU lead in your school, who will distribute the relevant stamp codes for you to be able to claim the hours. You will find a blank reflection sheet in this booklet you can use.

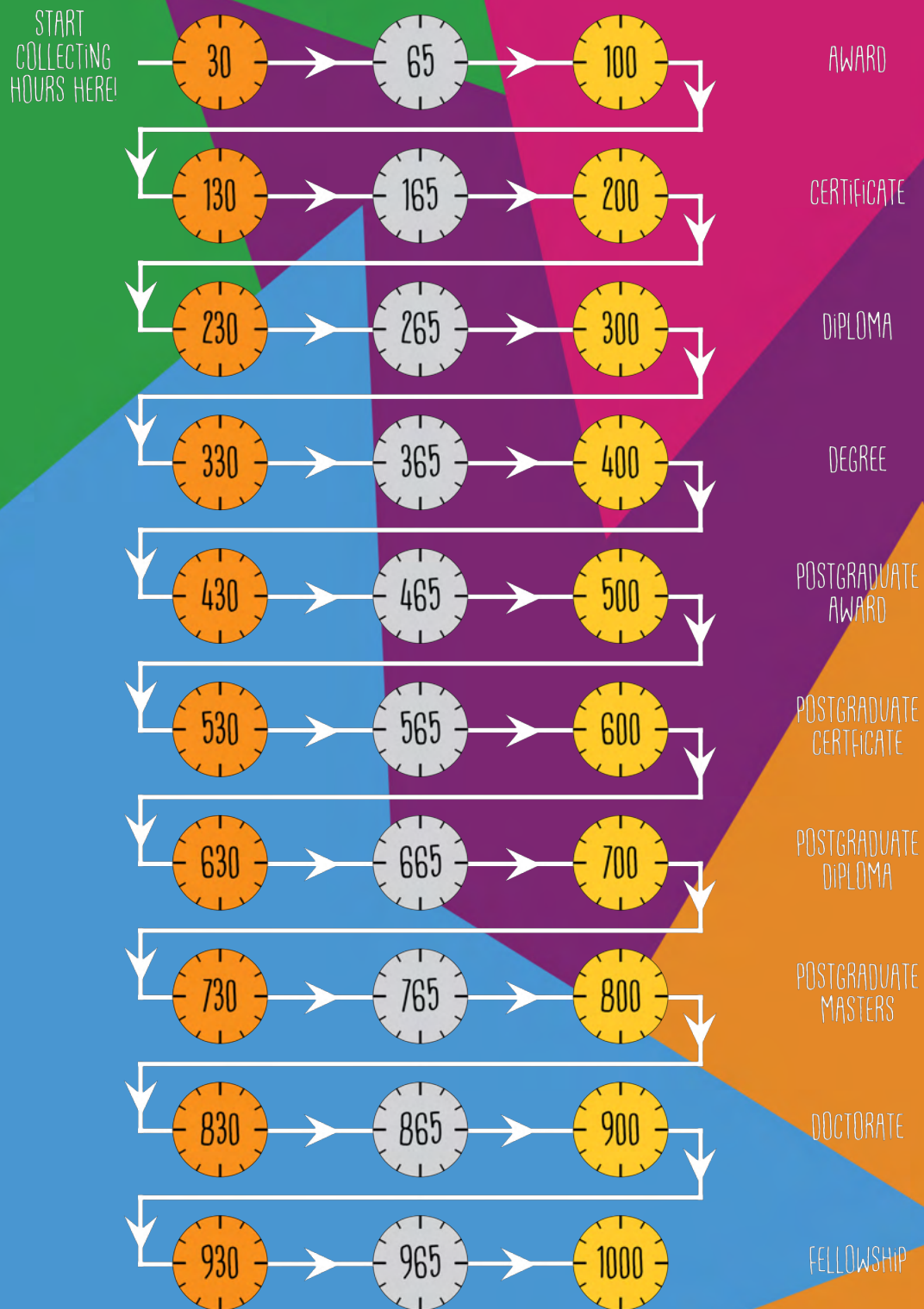
Some of you will have seen our mascot Owl-Bert on social media over the summer holidays - he's been very busy getting involved in the Commonwealth Games, which you can read more about in this booklet, and there is also a page where you can find out a bit more about him too. He has already started his CU journey this year by completing the activities included in the summer newsletter - and to show you how a reflection sheet may be filled out, he's shared his completed sheet in this booklet.

If - like Owl-Bert - you've started collecting your hours by completing any of the activities in the summer holiday newsletter, remember to collect your evidence and share it with your CU lead in school.

THERE ARE A HUGE NUMBER OF AWARDS AVAILABLE TO ACHIEVE THROUGH CHILDREN'S UNIVERSITY - WHICH YOU CAN SEE ON THE NEXT PAGE. NOW, LET'S LEARN MORE ABOUT OWL-BERT - THE ATLP CHILDREN'S UNIVERSITY MASCOT - AND START COLLECTING SOME HOURS!

CHILDREN'S UNIVERSITY LEVELS OF ACHIEVEMENT

There are a whopping **30 levels** of award available to achieve through Children's University. The image below shows the number of hours you need to collect to achieve bronze, silver and gold awards across each level of achievement. As you gain the relevant number of hours, you will receive a certificate and a pin badge in school assembly or at a graduation ceremony, depending on the bronze, silver or gold status of the level achieved.



WELCOME EVERYONE! OWL-BERT HERE!

I am here to guide you through taking part in Children's University. As we embark on our adventures together, we will log our extra-curricular hours together on our 'Passports to Learning', and take part in finding 'owl' sorts of new learning destinations! I want to achieve over 100 hours this year, so I can attend the Graduation event at the University of Birmingham in June 2023! Do you want to join me? It'll be a real hoot!

We'll get to know each other over the next academic year, but to start things off I thought I'd tell you a bit about myself...



INTERESTS

- * Art and Photography
- * Nature
- * Saving the planet
- * Baking
- * Animals
- * Playing the drums
- * Reading books
- * STEM and making things
- * All sports - especially Quidditch

EDUCATION

- * Graduated Pre-360 Owl School
- * Currently at ATLP Owl School

LANGUAGES

- * English
- * French
- * Spanish
- * Japanese (learning)
- * Bird Song (fluent)

HONOURS

- * Animal Care
- * Flying
- * Reading
- * Wisdom
- * Sustainability

Join me in gaining extra hours by taking part in my half-termly newsletter activities! Those taking part - and going above and beyond - will be in with a chance of earning collectable Owl-Bert badges!

Remember to check our Twitter feed for the latest updates on learning destinations and activities:

@ATLPCU

Use the hashtag below to show us how you've been gaining your hours:

#OWL-BERTSCUHOURS

If there's anything I can help with on your Children's University journey - I'm 'owl' ears! Get in touch with the ATLP Children's University Coordinator at your school, and we'll get you well on the way to getting your hours!

Owl-Bert

OWL-BERT'S SUMMER HOLIDAYS

Owl-Bert started his summer holidays with some of the ATLP CU newsletter activities - so he's already collecting hours! Here's a few photos he's going to show his CU lead as evidence once he's back at school...



CAPTURING A MOMENT OF NATURE



EARNING THE BLUE PETER 'GREEN' BADGE



MAKING A BEE HOTEL

He was also - and we're sure some of you were too - lucky enough to have been involved in the Commonwealth Games. We think Birmingham did itself proud in hosting an incredible Games - made even better by all the sunshine! Here's a few photos to show you what Owl-Bert has been up to at B2022...

LEARNING NEW SKILLS





DIVING WITH PERRY
HOW TO DJ
CYCLING
WHEELCHAIR RACING



MEETING MY HEROES

VISITING DIFFERENT VENUES

COVENTRY STADIUM - RUGBY 7S
ALEXANDER STADIUM - ATHLETICS
LEE VALLEY VELOPARK - CYCLING
NEC - NETBALL



MEETING THE VOLUNTEERS & SUPPORT CREWS

To give you an example of how you could use a reflection sheet (that could be used to evidence any activity you take part in towards your CU journey), Owl-Bert has filled one in on the next page with just one of the activities he tried this summer! There is also a blank one you could use as a template!



CHILDREN'S UNIVERSITY ACTIVITY REFLECTION SHEET

If you've taken part in an activity that hasn't previously been validated by Children's University, you can complete this reflection sheet and tell us all about what you did. You can then send this to CU@ATLP.org.uk and we will send you a stamp code for your passport.

NAME: Owl-Bert

PARENT/GUARDIAN EMAIL: CU@ATLP.org.uk


SCHOOL: ATLP Owl School

LOCAL CHILDREN'S UNIVERSITY: ATLP Children's University

WHAT ACTIVITY DID YOU DO?

Describe what you did and where you did it. If it was online, please try and tell us the URL (web address).

I visited lots of the Commonwealth Games events, and I learned to dive with Perry! Here's a few photos of my experience...



WHAT DID YOU LEARN?

Tell us what you learned from doing this activity. What do you know now that you didn't before you did this?

I learned how to dive - with the help of Perry - and the competition rules of diving whilst watching one of the events at The Sandwell Aquatics Centre. I learned that this sport takes great skill and lots of hard work, and that a diving competition is judged on how the divers individually perform their dives - they only get 5 or 6 dives to score maximum points to win a medal, and the judges are looking at the athletes' take-off, flight, and entry into the water when deciding their scores. I also learned that the heights of the diving boards range from 1 metre all the way up to 10 metres, and my favourite fact from this event was learning that when the athletes jump from a 10-metre-high platform, they hit the water at a speed of 30mph - that's faster than I can fly!

WHAT DID YOU LIKE OR DISLIKE ABOUT IT?

What were the best parts of this activity and what did you not enjoy as much?

The best parts were: watching all the athletes diving from the 10-metre platform, getting the chance to learn how to dive on dry land, and meeting Perry. I enjoyed it all - it was an amazing day!

WOULD YOU RECOMMEND THIS ACTIVITY TO A FRIEND?

Tell us why.

I would absolutely recommend that my fellow Owls and CU friends try diving - it's so much fun. I have been so inspired and would like to improve my flying, and be able to add some twists and turns to my repertoire, so I am going to join my local diving club.



By submitting this reflection sheet to Children's University Trust, you are giving permission to Children's University and local partners to contact you with a Children's University stamp code. If you have an account set up on Children's University Online, you'll be sent a stamp code that can be submitted online. If you don't have an online account, this code can be entered into your Passport to Learning as evidence of your participation in this activity.

CHILDREN'S UNIVERSITY ACTIVITY REFLECTION SHEET



If you've taken part in an activity that hasn't previously been validated by Children's University, you can complete this reflection sheet and tell us all about what you did. You can then send this to CU@ATLP.org.uk and we will send you a stamp code for your passport.

NAME:

PARENT/GUARDIAN EMAIL:

SCHOOL:

LOCAL CHILDREN'S UNIVERSITY:

WHAT ACTIVITY DID YOU DO?

Describe what you did and where you did it. If it was online, please try and tell us the URL (web address).

WHAT DID YOU LEARN?

Tell us what you learned from doing this activity. What do you know now that you didn't before you did this?

WHAT DID YOU LIKE OR DISLIKE ABOUT IT?

What were the best parts of this activity and what did you not enjoy as much?

WOULD YOU RECOMMEND THIS ACTIVITY TO A FRIEND?

Tell us why.

By submitting this reflection sheet to Children's University Trust, you are giving permission to Children's University and local partners to contact you with a Children's University stamp code. If you have an account set up on Children's University Online, you'll be sent a stamp code that can be submitted online. If you don't have an online account, this code can be entered into your Passport to Learning as evidence of your participation in this activity.



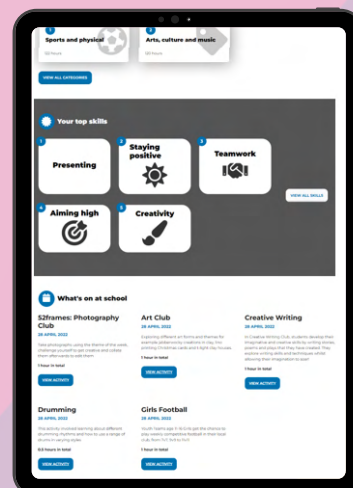
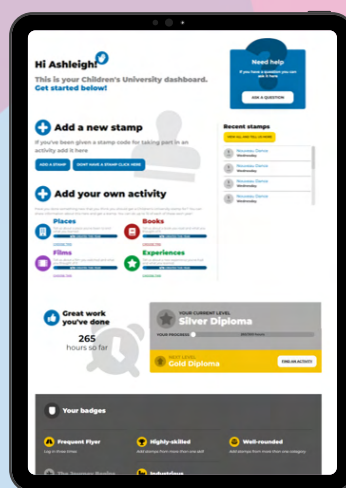

HOW TO SIGN UP AND USE THE CHILDREN'S UNIVERSITY PLATFORM

Letters with pupils' individual login details will be sent to all parents in September

Accessing your 'Passport to Learning':

- Scan the QR code or go to www.childrensuniversity.co.uk
- Click on 'Login' - found in the top right of the page
- Select 'login as a child'
- Enter the username and password that your coordinator provided
- When you first log in, you will be asked to reset your password - which must be a minimum of 8 letters, and contain a capital letter, a lower-case letter **and** a number.

Once you have logged in, this is an outline of what your passport looks like:



Your dashboard holds:

- Recorded hours
- Top skills
- Enrichment opportunities on offer at school
- Certificate level achieved
- Children's University learning sheets to achieve extra hours

To log your hours:

- Get the stamp code from the teacher running the club
- Once you have completed your activity and got your code, click 'add a stamp'
- Select the code colour
- Type in the code number (e.g. BLUE3412) and press enter

Add a stamp

Choose a Colour

RED	ORANGE	YELLOW
GREEN	BLUE	PURPLE

Enter Number

1	2	3
4	5	6
7	8	9
	0	

colour [] [] [] []

ADD YOUR STAMP

Parents may log in on a child's behalf if they have difficulty doing so

What to do if...

...you have completed an activity but don't know the stamp code:

simply click the 'don't have a stamp? Click here' button. From here, type as much as you can about the activity you did (where was it, when did you do it, what did you learn), and click 'send'.

...you're attending a club outside of school and haven't been given a stamp code:

please email CU@ATLP.org.uk with contact details of the club, so the activity can be set up as a new stamp code. You can also use the Public Learning Destination postcards to ask providers to register with the CU scheme, at which point a stamp code will be created.