

Y2 Home Learning Pack 3

When in school, your child would usually complete **maths**, **English**, **reading** and **topic** during the day.

Therefore, please complete an **English** or **maths**, **reading** and **topic** sheet daily.

*Remember, play is really important for children, as well as some downtime. If you want more work – take a look at the recommended websites.
Your child may need some support completing this.*

Thank you for your continued support,
Miss Sohrab and Miss Bridge.



Recommended websites:

(some of these sites require a membership but many are offering free membership during school closure)

Phonics/English

<https://www.phonicsplay.co.uk/>

<https://www.topmarks.co.uk/english-games/5-7-years/letters-and-sounds>

<https://www.phonicsbloom.com/>

<http://www.letters-and-sounds.com/>

<https://www.bbc.co.uk/bitesize/subjects/zgkw2hv>

Maths

<https://www.topmarks.co.uk/maths-games/5-7-years/counting>

<https://www.bbc.co.uk/bitesize/subjects/zjxhfg8>

<http://www.snappymaths.com/>

Mindfulness and keeping active:

Joe Wicks (PE at 9am every week day) <https://www.youtube.com/channel/UCAxW1XT0iEJo0TYIRfn6rYQ>

<https://www.youtube.com/user/CosmicKidsYoga>

<https://www.bbc.co.uk/teach/supermovers>

<https://plprimarystars.com/>

<https://app.gonoodle.com/>

Other:

<https://www.natgeokids.com/uk/teacher-category/primary-resources/>

Bee Bots app - **free** (computing)

English Task 1

1. Draw your favourite book character in the dotted box.
2. Create a bank of words (adjectives) to describe. Write them in the blue box below.

Adjectives

My favourite book character

3. Now write a paragraph using the adjectives from your bank. Remember your capital letters, fingers spaces, full stops, commas, exclamation marks. You can also ask your character a question.

English Task 2 - Today read your favourite book and write a review about it.

Plot What happens? Did you find the plot interesting?
Are there any plot twists?

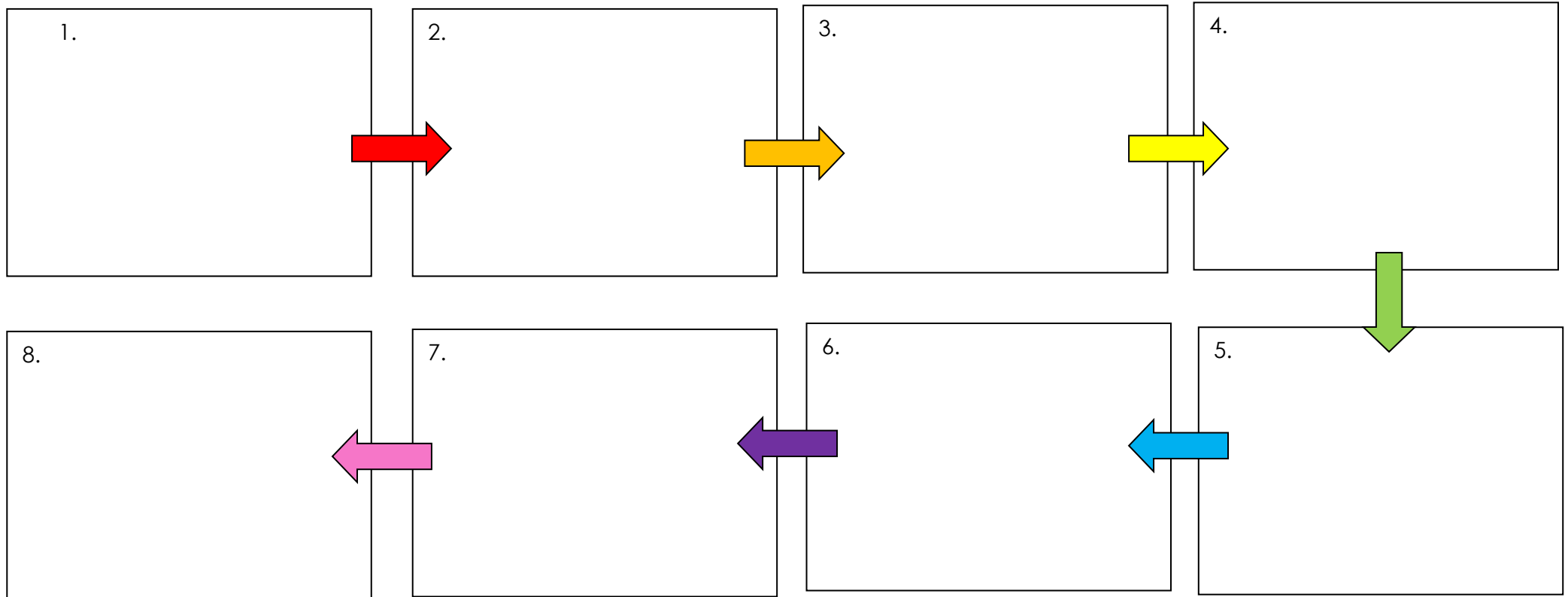
Characters Who are the main characters?
Who was your favourite character? Why?

Your opinion Did you like the book?
What was your favourite part? Why?

Recommend Would you recommend this book
to a friend? Why or why not?

English Task 3 - Now create a story map for this story. Fill in the boxes to show the different stages of the story.

Challenge - Add key words to your map such as common exception words, adjectives.



Common exception words/ You may use these adjectives or think of your own 😊

Word	R	W	Word	R	W	Word	R	W
door			even			sugar		
floor			great			eye		
poor			break			could		
because			steak			should		
find			pretty			would		
kind			beautiful			who		
mind			after			whole		
behind			fast			any		
child			last			many		
children			past			clothes		
wild			father			busy		
climb			class			people		
most			grass			water		
only			pass			again		
both			plant			half		
old			path			money		
cold			bath			Mr		
gold			hour			Mrs		
hold			move			parents		
told			prove			Christmas		
every			improve					
everybody			sure					

Adjectives

Time	ancient brief early fast late modern old quick rapid short slow swift young
Size	big colossal enormous gigantic great huge immense large little long mammoth massive meagre mighty miniature minuscule petite puny short tall teeny tiny
Bad feelings	angry annoyed anxious ashamed awful bewildered bored confused defeated defiant depressed disgusted disturbed dizzy embarrassed envious frightened hungry lonely scared terrified worried
Good feelings	brave calm cheerful comfortable courageous determined eager elated encouraged energetic excited exuberant fantastic fine healthy joyful pleasant relieved
Objects	bright clear distinct drab elegant filthy gleaming grotesque long magnificent precious sparkling spotless strange unsightly unusual valuable
People	adorable adventurous aggressive annoying beautiful caring confident clumsy confident considerate excitable glamorous grumpy happy helpful important intimidating obnoxious odd talented thoughtless timid handsome

English Task 4 - Use your story map to retell the story in your own words.

Write a sentence or two for each box. If you need a break in between, take a break and finish off your story later. You can ask an adult to post it on twitter. I would be happy to have a read!

Remember to write your name on the sheet!





Reading Task 1 – Remember to read the text at least twice, highlight the answer in the text and finally tick the answer.

All About Spring



Spring is one of the four seasons.

It is the season that comes after winter.

Spring starts in March and ends in June.

What happens to the animals?

Some animals, such as hedgehogs, grass snakes, lizards, adders, frogs and toads, come out of hibernation.

There are also lots of migrant birds that come back to the UK in the spring.

You can see swifts, cuckoos and nightingales.



What happens to the plants and insects?

You can see the trees and bushes grow new leaves in spring and many plants flower.

Many more insects can be spotted in spring, such as butterflies and bees.

Which celebrations happen in spring?

Easter happens in spring.

It started as a religious festival and now many people celebrate it with Easter chocolate eggs or Easter egg hunts.

Easter Sunday always falls between 22nd March and 25th April.

Questions

1. When does spring begin? Tick one.

- ☐ June
- ☐ March
- ☐ January

2. What do hedgehogs do in spring? Tick one.

- ☐ Come out of hibernation
- ☐ Go into hibernation
- ☐ Sleep for a long time

3. Which season comes before spring? Tick one.

- ☐ summer
- ☐ autumn
- ☐ winter

4. What celebration happens in spring? Tick one.

- ☐ Christmas
- ☐ Easter
- ☐ Valentine's Day

5. Easter Sunday falls between which two dates? Tick one.

- ☐ 22nd March and 25th April
- ☐ 25th March and 22nd April
- ☐ 17th March and 27th April

Reading Task 2 – Read the text at least twice, highlight the answer in the text, write/tick the answer.

How the Kangaroos Got Their Tails

11 A long, long time ago, two kangaroos lived in the country
20 now known as Australia. The large, brown kangaroo was
30 from the plains and the smaller, grey kangaroo was from
41 the hills. One day, the grey kangaroo really wanted to eat
53 some wild bush honey, so he followed a swarm of bees to
65 their hive in the hole of a rock. The grey kangaroo reached
76 inside and pulled out a handful of gooey honey. It was
85 delicious and now the big, brown kangaroo also wanted
95 some for himself. The grey kangaroo told him to reach
108 his arm right into the back of the hole to get the tastiest
113 honey. The brown kangaroo did
121 this but all he pulled out was a
126 handful of spiders. He had
128 been tricked!



Quick Questions



1. How do you think the grey kangaroo was feeling when he followed the bees?



2. Which was the largest kangaroo?



3. Find and copy the word that means the same as the adjective 'sticky'.




4. Number these facts from 1 to 3 to show the order they appear in the text.

- ☐ The brown kangaroo pulled out a handful of spiders.
- ☐ The grey kangaroo followed the bees.
- ☐ The grey kangaroo ate some wild bush honey.

Reading Task 3

The Great White Shark

11 Great white sharks are the top of the ocean's food chain.
22 They are the biggest fish on our planet which eat other
32 fish and animals. They are known to live between thirty
45 and one hundred years old and can be found in all of the
55 world's oceans, but they are mostly found in cool water
59 close to the coast.
69 Even though they are mostly grey, they get their name
78 from their white underbelly. The great white shark has
89 been known to grow up to six metres long and have
99 up to three hundred sharp teeth, in seven rows. Their
109 amazing sense of smell allows them to hunt for prey,
119 such as seals, rays and small whales from miles away.



Quick Questions



1. Why do you think that the great white shark is at the top of the ocean's food chain?



2. Where are most great white sharks found?



3. Find and copy the adjective that the author uses to describe the shark's sense of smell.



4. Number these facts from 1 to 3 to show the order they appear in the text.

- ☐ They live between thirty and one hundred years.
- ☐ They can grow up to six metres long.
- ☐ They have up to three hundred teeth.

Reading Task 4

What Plants Need to Grow

6 To grow properly, a plant needs:

- 7 • air;
- 8 • light;
- 9 • water;
- 10 • nutrients;
- 11 • warmth.



16 Why does it need them?

- 27 • If a seed is not warm enough, it will not germinate.
- 35 Germination is when the seed starts to sprout.
- 45 • If a plant does not have enough light, it will
- 56 grow to be tall and flimsy as it tries to search
- 63 for light. The plant will probably die.
- 74 • If a plant is not watered enough, its stem will be
- 85 fragile and it will have very dry leaves. Again, it will
- 88 probably not survive.
- 99 So, where is the best place to grow a healthy plant?

Quick Questions



1. What do you think would happen if you planted a seed and put it into a cold, dark cupboard?



2. What is germination?



3. Find and copy the word that means the same as the adjective 'delicate'.



4. Where would be the best place to grow a healthy plant?

Spellings - By the end of year 2 you should be able to spell all year 1 common exception words and most of year 2 common exception words.

Common Exception Words

Year 1

a	his	push	was
are	house	put	we
ask	I	said	were
be	is	says	where
by	love	school	you
come	me	she	your
do	my	so	
friend	no	some	
full	of	the	
go	once	there	
has	one	they	
he	our	to	
here	pull	today	






Year 2

after	class	floor	most	pretty
again	climb	gold	move	prove
any	clothes	grass	Mr	should
bath	cold	great	Mrs	steak
beautiful	could	half	old	sugar
because	door	hold	only	sure
behind	even	hour	parents	told
both	every	improve	pass	water
break	everybody	kind	past	who
busy	eye	last	path	whole
child	fast	many	people	wild
children	father	mind	plant	would
Christmas	find	money	poor	

Maths Task 1 – We have already learned about this before Easter. Let's see what you can remember. Remember to spell the name of the shape correctly. Adult may support.

Identifying Sides

1 Complete the table.

	shape	name of shape	number of sides
(a)			
(b)			
(c)			
(d)			
(e)			






1. How are rectangles and squares similar?

2. How are rectangles are squares different?

Maths Task 2 - Lines of symmetry.



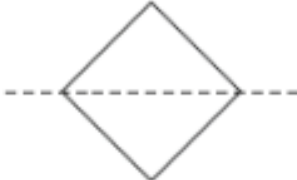


1 Are the shapes below symmetrical?

Answer with yes or no.

	shape	Is it symmetrical?
(a)		
(b)		
(c)		
(d)		
(e)		

2 Is the line of symmetry correctly drawn for each shape?

Answer with yes or no.

	shape	Is the line of symmetry correct?
(a)		
(b)		
(c)		
(d)		
(e)		

Maths Task 3

Sorting Shapes

- 1 Look at the shapes below. Sort them and fill in the letters A to H in the tables below.



- (a) Sort the shapes by the number of sides.

3 sides	4 sides	5 sides

- (b) Sort the shapes by the number of vertices.

3 vertices	4 vertices	5 vertices

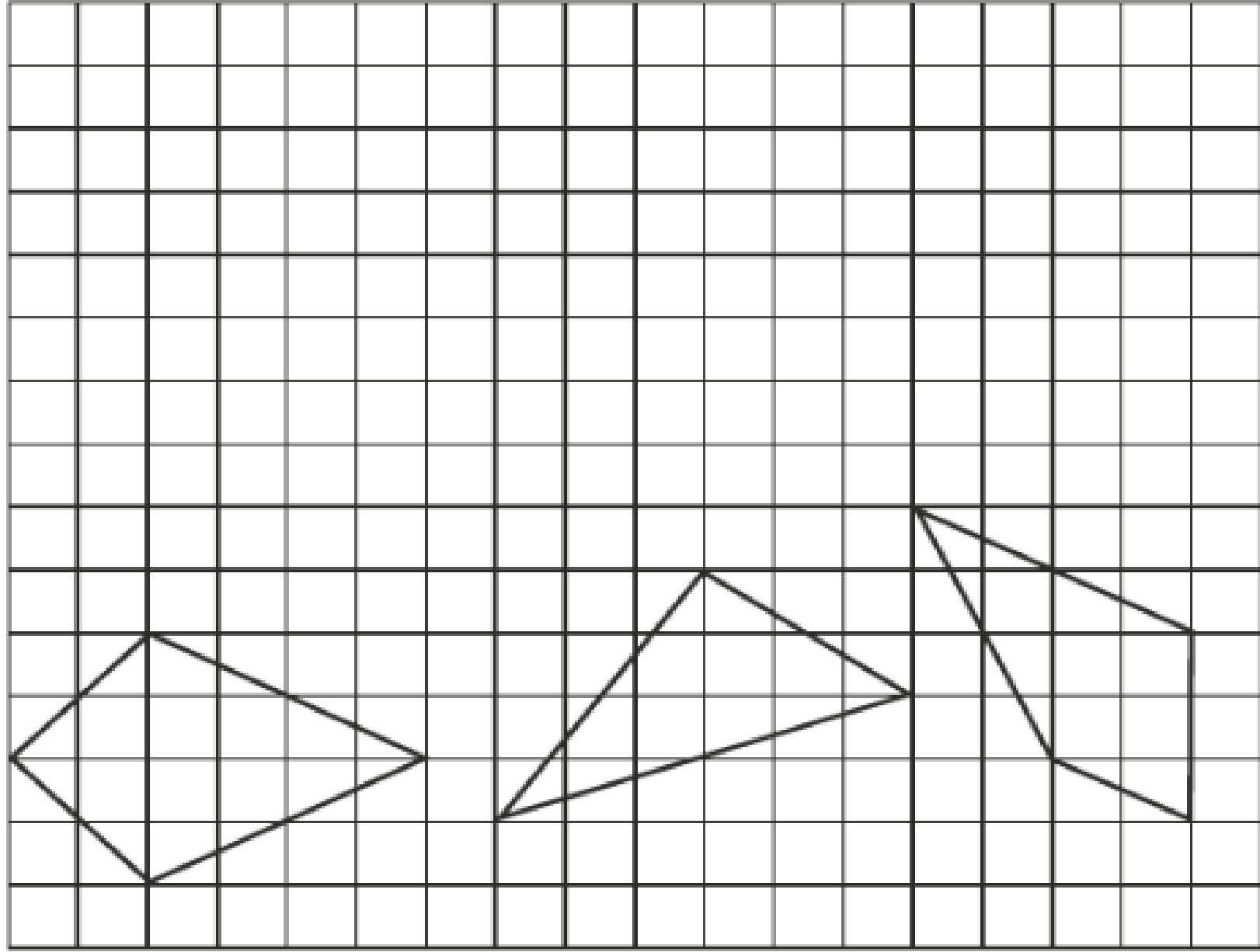
- (c) Sort the shapes by their lines of symmetry.

no symmetrical line	one line of symmetry	more than one line of symmetry

Maths Task 4

Drawing Shapes


1 Copy these figures on the square grid below.



Topic Tasks - insects

Task 1

- Find out what an insect is.
- Give yourself 2 minutes and name as many insects as you can.
- Can you draw and label the different parts of their body?



Task 2

- Pick 2 or 3 insects and write down 3 interesting facts for each one.
- Challenge - Compare them. How are they similar and how are they different from one another?

Task 3

- Go on a mini-beast hunt in your garden or the park.
- Remember to take a bucket or a container with you.
- You could make a home for them using grass, twigs and leaves. Don't forget to take a picture and post it on our school page @slade_B23. We can't wait to see it!










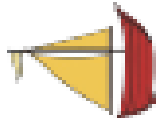








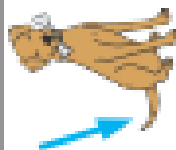








Task 4

Create a poster and explore the question - What would happen to the insects if there were no plants?



Phonics practise for the following children - Ali, Dayane, Hashim, Imamah, Siraj, Fizaan, Ismaeel W, Mikaeel, Sienna, Yulian

Alternative Spellings for ai

ai		ay		a-e	
					
					
					
					
					
					
					
					
					

Phase 5 Real and Nonsense Words For a-e

There are many different words spelt with 'a-e'.

Can you spot which words are real and which are nonsense below?

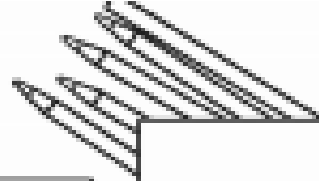
Fill in your key with a different colour for real words and nonsense words then colour in the correct boxes below

Key

Real Words

☐




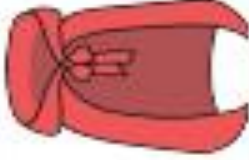








Nonsense Words

☐







amaze	prate	gabe	lake
made	take	guade	snake
lafe	krabe	gaze	games
same	splame	race	flane
srake	sade	slabe	escape

Magic e with 'a-e' Read and Write

Read the 'a-e' words below. Look at the pictures and write each word under the correct picture. Read the word again to make sure it's correct.

cane	cake	cape	face	male	game
tape	safe	case	rake	sale	lake
					
					
					
					

The person who gets 5 counters across wins the game!

	day	say	play	spray	way
	stay	tray	spray	crayon	day
	play	crayon	may	day	stay
	way	day	tray	may	spray
	spray	way	stay	day	crayon
	may	play	say	crayon	way

Phase 5 Roll and Read - ay

Read the text and highlight the words that contain the split diagraph a-e. An example has been done for you. Adult may support.

twinkl.com



To Kate,

Let me tell you how to make a cake that I have made.

First, you grate a lemon. Then, you add dates to make the base. Next, bake it until it is cooked. Then, take it out but stay away from the flame! I made a glaze to go on top. You can make one if you wish. I put choc flakes on top of the glaze.

This cake will amaze you! It is a top-grade cake. I made it for James and we enjoyed it at the lake.

I must go now or I will be late!

From,

Jake xxx



Kate Smith,
24 Blake Lane,
Sale,
M33 2AE

