

## Year 1 Home Learning pack 6

Over the next 4 weeks, things will be a little bit different with your learning. Miss Poxon and I are going to be recording some lessons to go on YouTube for you to watch. There will then be work in the home learning pack for you to complete.

We will also have 3 zoom meetings a week where we will re-cap the learning from YouTube and you can ask any questions.

Remember, play is really important for children, as well as some downtime. If you want more work – take a look at the recommended websites.

Your child may need some support completing this.

Thank you for your support,  
Miss Poxon and Miss Bodenham 😊

## **Recommended websites:**

(some of these sites require a membership but many are offering free membership during school closure)

### **Phonics/English**

<https://www.phonicsplay.co.uk/>

<https://www.topmarks.co.uk/english-games/5-7-years/letters-and-sounds>

<https://www.phonicsbloom.com/>

<http://www.letters-and-sounds.com/>

<https://www.bbc.co.uk/bitesize/subjects/zgkw2hv>

### **Maths**

<https://www.topmarks.co.uk/maths-games/5-7-years/counting>

<https://www.bbc.co.uk/bitesize/subjects/zjxhfg8>

<http://www.snappymaths.com/>

Number Jacks on YouTube - <https://www.youtube.com/channel/UCWKuiktSh-V3E4ysPU0VC3Q>

### **Mindfulness and keeping active:**

Joe Wicks (PE at 9am every week day)

<https://www.youtube.com/channel/UCAxW1XT0iEJo0TYIRfn6rYQ>

<https://www.youtube.com/user/CosmicKidsYoga>

<https://www.bbc.co.uk/teach/superheroes>

<https://plprimarystars.com/>

<https://app.gonoodle.com/>

**Other:**

<https://www.natgeokids.com/uk/teacher-category/primary-resources/>

Bee Bots app - **free** (computing)



## English

Go on Slade's YouTube channel where you will find Miss Bodenham teaching Phonics lesson 4 and join in with the lesson.

**Activity 1** – join in with the phonics lesson online.

**Activity 2** – join in with the class Zoom meeting online.

**Activity 3** – Little Red Riding Hood lesson 1

Read the well-known fairy tale Little Red Riding Hood with your grown-up (see below) or watch the video online:

<https://learnenglishkids.britishcouncil.org/short-stories/little-red-riding-hood>

## Little Red Riding Hood

## Short story

Little Red Riding Hood lived in a wood with her mother. One day Little Red Riding Hood went to visit her granny. She had a nice cake in her basket.



On her way Little Red Riding Hood met a wolf.

'Hello!' said the wolf. 'Where are you going?'

'I'm going to see my grandmother. She lives in a house behind those trees.'

The wolf ran to Granny's house and ate Granny up. He got into Granny's bed. A little later, Little Red Riding Hood reached the house. She looked at the wolf.

'Granny, what big eyes you have!'

'All the better to see you with!' said the wolf.

'Granny, what big ears you have!'

'All the better to hear you with!' said the wolf.

'Granny, what a big nose you have!'

'All the better to smell you with!' said the wolf.

'Granny, what big teeth you have!'

'All the better to eat you with!' shouted the wolf.

A woodcutter was in the wood. He heard a loud scream and ran to the house.

The woodcutter hit the wolf over the head. The wolf opened his mouth wide and shouted and Granny jumped out.

The wolf ran away and Little Red Riding Hood never saw the wolf again.

Discuss/write answers to the following questions:

- 1) Who are the main characters in the fairy tale?
- 2) The cake in Little Red Riding Hood's basket is described as "nice". Think of some adjectives (describing words) to describe how it might taste?
- 3) How do you know that the wolf is shocked when the woodcutter hits him over the head?
- 4) What could Little Red Riding Hood have done differently to make sure she was safe?
- 5) Do you think it was a good idea for Little Red Riding Hood to go to her Granny's house by herself? Why?

**Challenge – If you could change the ending to the story, what would happen?**

## English

Go on Slade's YouTube channel where you will find Miss Bodenham teaching Phonics lesson 5 and join in with the lesson.

**Activity 1** – join in with the phonics lesson online.

**Activity 2** – join in with the class Zoom meeting online.

**Activity 3** – Little Red Riding Hood lesson 2

To recall key events in a story

F F F \_\_\_\_\_

f f f \_\_\_\_\_

Re-read or watch the story Little Red Riding Hood. In the boxes below draw the events of the story and describe what is happening underneath. You can use this as a plan before you retell the story in the next lesson.



---

---

---

---

---

---



---

---

---

---

## English

Go on Slade's YouTube channel where you will find Miss Bodenham teaching Phonics lesson 6 and join in with the lesson.

**Activity 1** – join in with the phonics lesson online.

**Activity 2** – join in with the class Zoom meeting online.

**Activity 3** – Little Red Riding Hood lesson 3

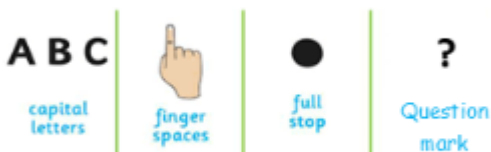
To retell a fairy tale.

G G G \_\_\_\_\_

g g g \_\_\_\_\_

Today we'd like you to retell the fairy tale, Little Red Riding Hood. You might like to retell the story as it is told traditionally, or perhaps you would like to write your own version using your imagination.

Try your best to include the following:







# Worksheet 1

## Add by Counting On


1 Add by counting on.

(a) 

$9 + 2 = \square$

(b) 

$8 + \square = \square$

(c) 

$\square + \square = \square$

**2** Add by counting on.

0	1	2	3	4	5	6	7	8	9	10	11	12	13	14	15	16	17	18	19	20
---	---	---	---	---	---	---	---	---	---	----	----	----	----	----	----	----	----	----	----	----

(a)  $7 + 4 =$

(b)  $8 + 3 =$

(c)  $9 + 3 =$

(d)  $10 + 2 =$

(e)  $14 + 1 =$

(f)  $11 + 2 =$

(g)  $12 + 3 =$

(h)  $16 + 4 =$

(i)  $4 + 9 =$

(j)  $3 + 17 =$

## Worksheet 4

### Subtract by Counting Back

1 Subtract by counting back.

0	1	2	3	4	5	6	7	8	9	10	11	12	13	14	15	16	17	18	19	20
---	---	---	---	---	---	---	---	---	---	----	----	----	----	----	----	----	----	----	----	----

(a)  $15 - 3 =$

(b)  $16 - 4 =$

(c)  $18 - 2 =$

(d)  $14 - 1 =$

(e)  $19 - 4 =$

(f)  $12 - 3 =$

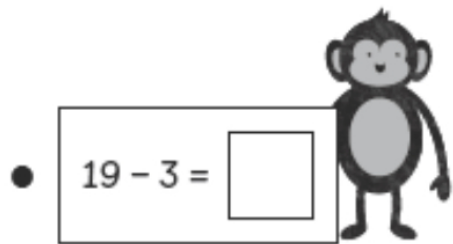
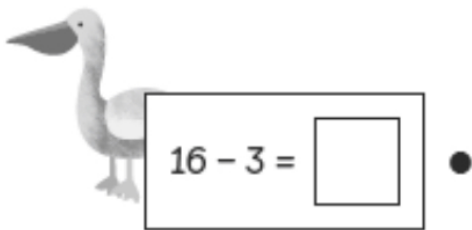
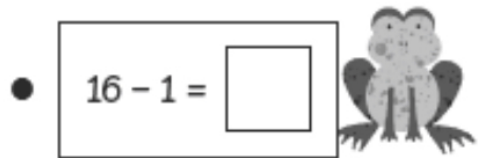
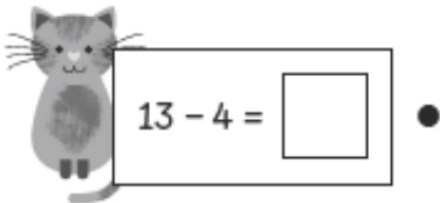

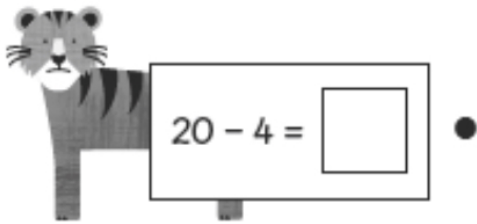
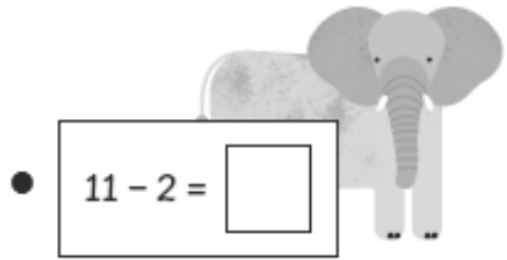
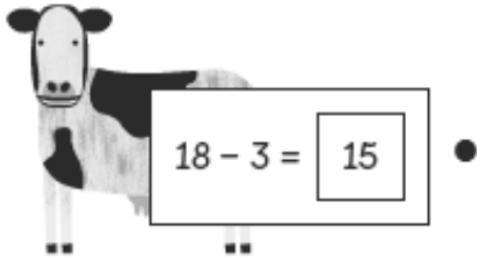
(g)  $11 - 3 =$

(h)  $15 - 2 =$

(i)  $16 - 2 =$

(j)  $20 - 2 =$

**2** Subtract by counting back.  
Match.



## Worksheet 5

### Subtract by Subtracting Ones

1 Subtract.

(a)



$$13 - 2 = \square$$

(b)



$$15 - 3 = \square$$

(c)



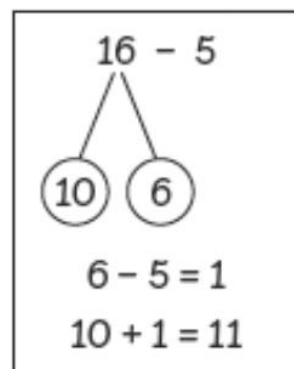
$$18 - 6 = \square$$

## 2 Subtract.


Example



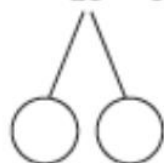
$$16 - 5 = \boxed{11}$$



(a)



$$19 - 9 = \boxed{\phantom{00}}$$



(b)



$$17 - 2 = \boxed{\phantom{00}}$$

